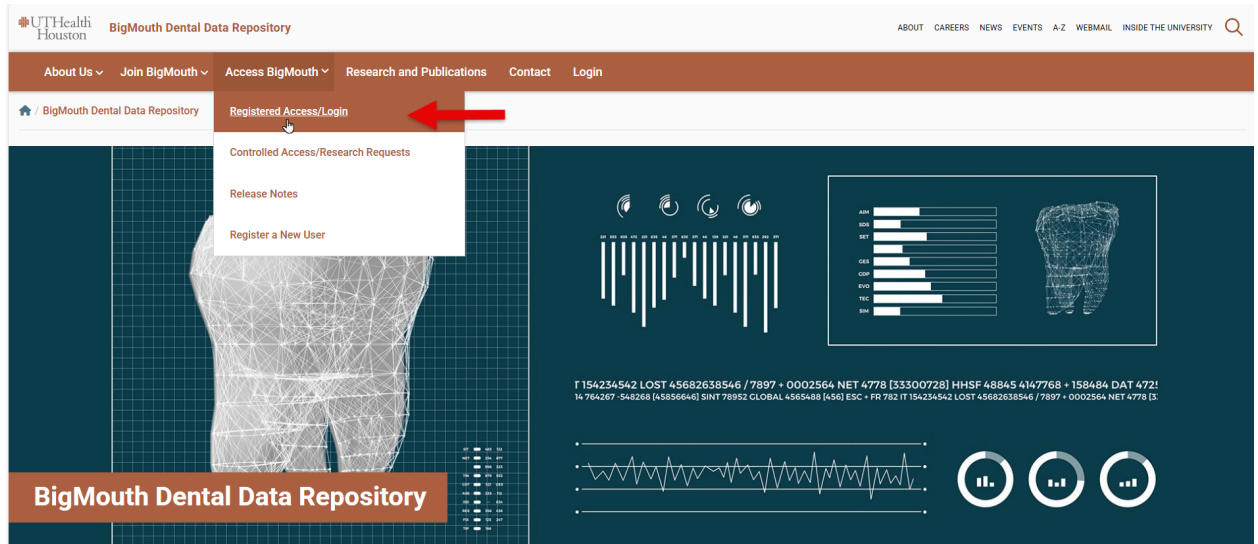
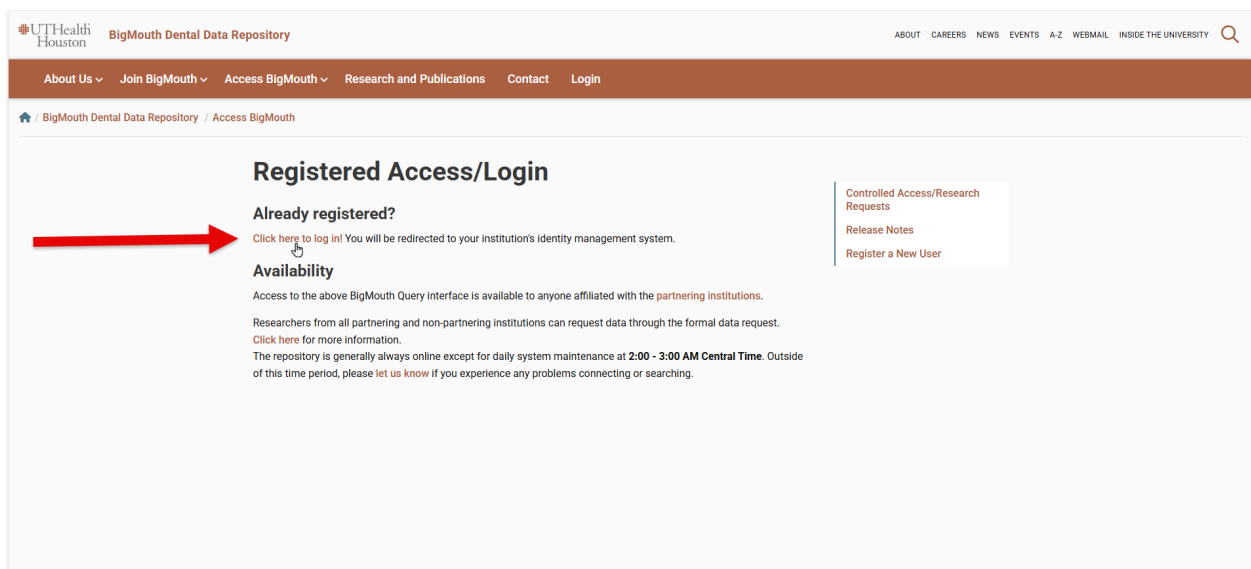


Registration: New Users

Step 1: Open the URL <https://bigmouth.uth.edu/secure> in a web browser and click on “Access BigMouth >> Registered Access/Login”



Step 2: Click on “Click here to log in”



Step 3: For InCommon Federation Members –Enter your organization's name in the “Organization name” section, and click the 'Continue' button. You will now be redirected to the Single Sign-On Login page. Please use your organization’s username and password to log in.



The University of
Texas System

Select your institution

This service requires you to authenticate with your home institution. Make a selection below and click continue.

Please don't bookmark this page

Use a suggested selection:



University of
Pittsburgh



Denver | Anschutz

University of
Colorado Denver |
A...

Or enter your organization's name

Continue


[Allow me to pick from a list](#)

Always follows this selection

- Never
- One day
- 3 months
- 9 months

Need assistance? Email help@utsystem.edu with a description of the problem.

Step 4: Enter your school login credentials



University of
Pittsburgh

Pitt Passport

Username

Password

Submit ➔

[⚙️ Forgot password?](#) | [🔔 Need Help?](#)

[New Account Activation](#)

🔔 Important Login Information

Before entering your University Computing Account credentials, verify that the URL for this page begins with: passport.pitt.edu. In the Safari browser, you may need to click or tap your address bar to view the URL.

Your credentials are your key to accessing online resources at Pitt. Never share them with anyone---for any reason.

You must completely exit your web browser when you are done accessing services that require authentication, otherwise your login will remain in effect.

Step 5: After logging in, first time users will need to request access to BigMouth. User can request access by filling in the form shown below and then clicking on the “Click to Request Access” button.

The screenshot shows the BigMouth Dental Data Repository website. At the top left is the BigMouth logo with the tagline 'Dental Data Repository'. At the top right is the UTHealth logo with the text 'The University of Texas Health Science Center at Houston'. Below the logos is a navigation bar with links for 'Access BigMouth', 'FAQ', 'Publications', 'Contact', and 'Admin'. The main content area features a 'Welcome!' message and a section titled 'Your institution has shared the following Digital ID information with BigMouth'. This section contains a list of user details: Name: John Doe, Email: None, Username: jdoe@uth.tmc.edu, and Institution: UT Health. To the right of this list is a silhouette icon of a person. Below the user information, there is a message: 'You have not yet been granted access to BigMouth. You may send a request here. Enter reason for request:'. This message is followed by a text input field and a 'Send Request' button. On the left side of the page, there are logos for several dental schools: Harvard School of Dental Medicine, Tufts University School of Dental Medicine, University of California San Francisco School of Dentistry, University of Pittsburgh School of Dental Medicine, and UTHealth School of Dentistry.

Users can now log out by closing the browser.



Your request for access to COHRI has been received.
You will be notified when the administrator approves the request.
Please close your browser to logoff.